

DISCLAIMER

The information contained in www.superezforex.com is for general information purposes only. The information is provided by www.superezforex.com and while we endeavor to keep the information up to date and correct, we make no representations or warranties of any kind, express or implied, about the completeness, accuracy, reliability, suitability or availability with respect to www.superezforex.com or the information, products, services, or related graphics contained on www.superezforex.com for any purpose. Any reliance you place on such information is therefore strictly at your own risk.

In no event will we be liable for any loss or damage including without limitation, indirect or consequential loss or damage, or any loss or damage whatsoever arising from loss of data or profits arising out of, or in connection with, the use of www.superezforex.com.

Through www.superezforex.com you are able to link to other websites which are not under the control of www.superezforex.com. We have no control over the nature, content and availability of those sites. The inclusion of any links does not necessarily imply a recommendation or endorse the views expressed within them.

5 GENERAL RULES

- ➔ ***ALTHOUGH WE HAVE SEVERAL TRADING STRATEGIES YOU DO NOT HAVE TO USE ALL OF THEM. FIND WHICH ONE WORKS BEST FOR YOU AND STICK TO JUST 1 OR 2 OF THEM UNTIL YOU ARE PROFICIENT.***
- ➔ ***WHEN YOU TRADE IS JUST AS IMPORTANT AS WHAT YOU TRADE***
- ➔ ***DO NOT OVER LEVERAGE YOUR ACCOUNT***
- ➔ ***DO NOT TRADE MULTIPLE CURRENCY PAIRS THAT HAS THE SAME CURRENCY INVOLVED.***
- ➔ ***DO NOT BREAK RULES***

FOREX TRADING HOUR

HERE ARE SOME IMPORTANT FOREX TIME WINDOWS FOR ACTING TRADING CHANCES:

➔ NEW YORK – 8AM TO 4PM EST

➔ LONDON – 2AM TO 10AM EST

➔ TOKYO – 8PM TO 4AM EST

➔ AUSTRALIA – 7PM TO 3AM EST

LIVE TRADE ROOM SESSIONS

***TUESDAYS and Wednesdays AT 8AM
CENTRAL/ 9AM EASTERN WITH UNCLE-P***

***TUESDAY EVENINGS AT 8PM
CENTRAL/9AM EASTERN WITH MS. JENNY***

THE NOW & LATER STRATEGY

1. Look for a Triple Arrows setup on the 15 minute charts.
2. Look for directional confirmation on 1-2 time frames higher than the 15 minute charts.

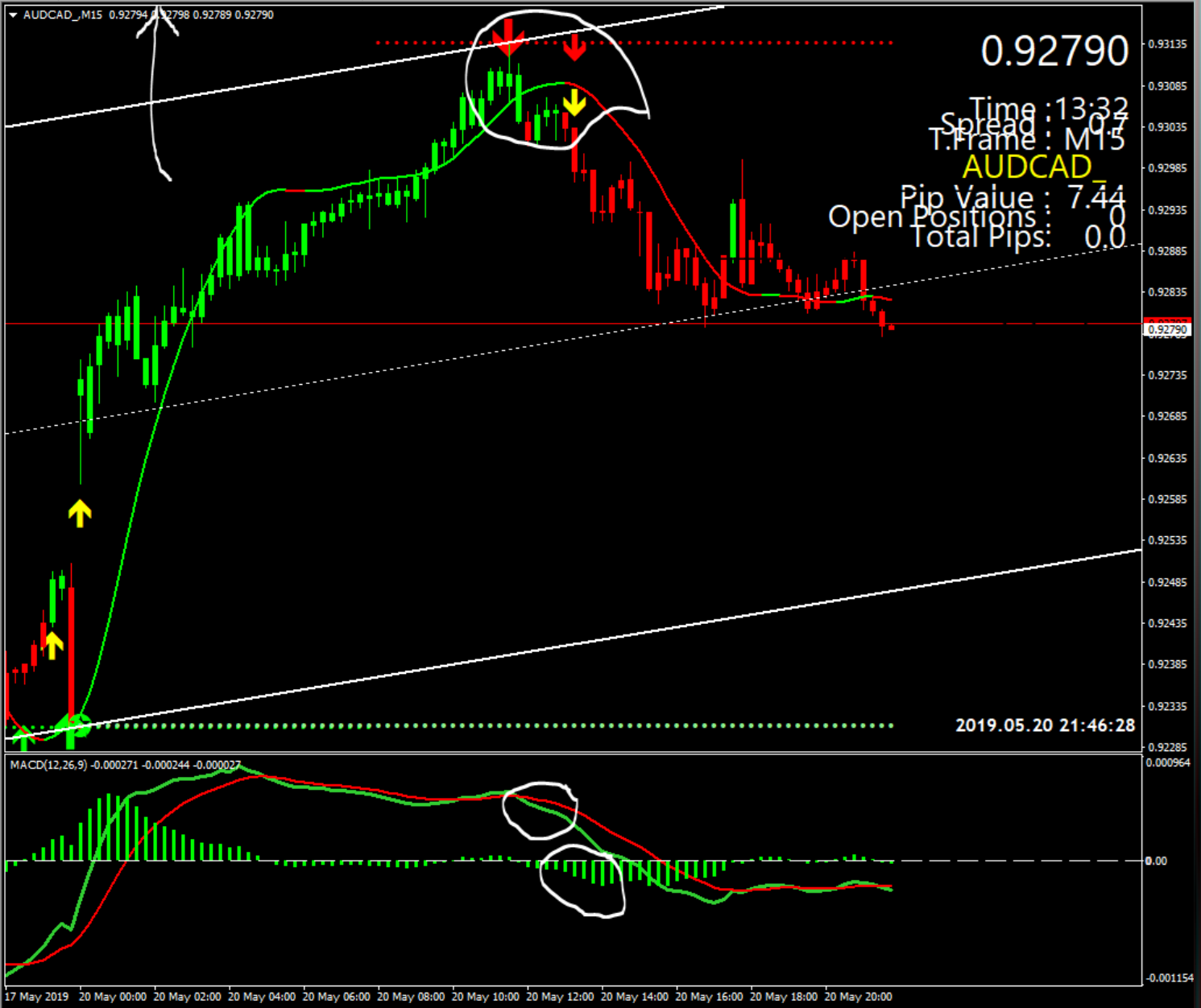
Note: For directional support on higher time frames look for at least 3 confirmations or more. Example: Big arrow, SR dots, Candlesticks bouncing off upper or lower trend lines, etc.

3. Check for news events that can impact the currency pairs you are looking to trade.
4. You may open 2 positions. Place your stop loss above/below the big arrow on the 15 or 30 minute charts. Your first position's take profit may be set for 20 - 30 pips while the 2nd can be used to ride the trend until the Triple Arrows show a reversal in trend. (The 2nd position is optional)

Note: This strategy should only be utilized after the opening of the trade session you are looking to trade in by at least 30 minutes after the session opens to ensure that all major news events has passed and the market has had time to settle down.

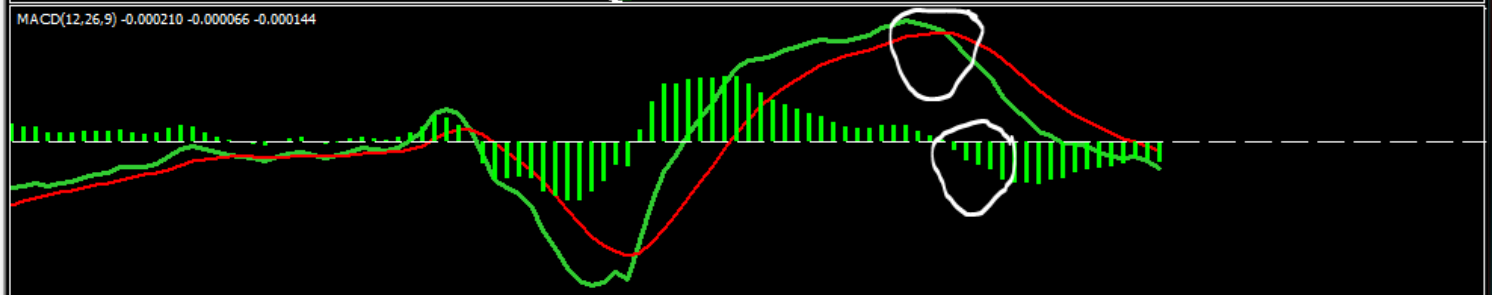
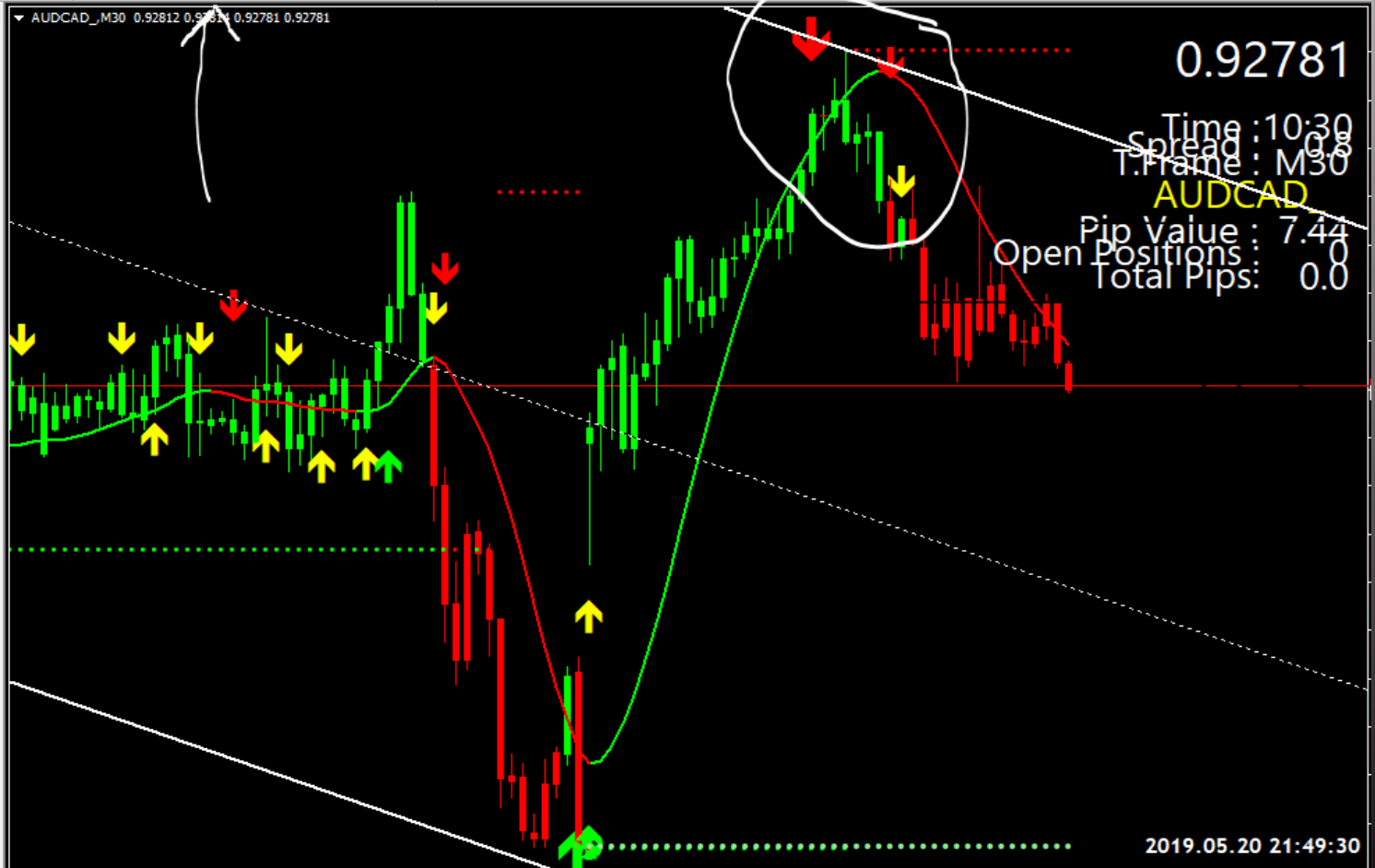
Market Watch: 21:46:32

Symbol	Bid	Ask
AUDUSD_	0.69063	0.69066
AUDNZD_	1.05710	1.05719
AUDCAD_	0.92790	0.92797
AUDCHF_	0.69649	0.69654
AUDJPY_	75.962	75.967
CADJPY_	81.873	81.877
CADCHF_	0.75074	0.75080
CHFJPY_	109.045	109.051
EURJPY_	122.831	122.835
EURNZD_	1.70936	1.70950
EURUSD_	1.11677	1.11679
EURCHF_	1.12631	1.12634
EURAUD_	1.61680	1.61691
EURGBP_	0.87752	0.87756
EURCAD_	1.50022	1.50031
EURMXN_	21.29660	21.30030
GBPUSD_	1.27258	1.27263
GBPCAD_	1.70955	1.70968
GBPCHF_	1.28334	1.28345
GBPNZD_	1.94789	1.94810
GBPJPY_	139.955	139.963
GBPMXN_	24.26793	24.27103
GBPAUD_	1.84247	1.84263
NZDJPY_	71.854	71.860
NZDUSD_	0.65333	0.65337
NZDCAD_	0.87758	0.87769
NZDCHF_	0.65878	0.65886
USDCHF_	1.00845	1.00851
USDJPY_	109.968	109.970
USDCAD_	1.34339	1.34345
USDMXN_	19.06970	19.07199
XAUUSD_	1277.59	1277.69
U30USD_	25661	25663
USOUSD_	63.29	63.32
GBPUSD	1.27244	1.27278
EURUSD	1.11663	1.11694
USDJPY	109.954	109.985
AUDUSD	0.69049	0.69081
NZDUSD	0.65319	0.65352
EURCZK	25.789	25.793



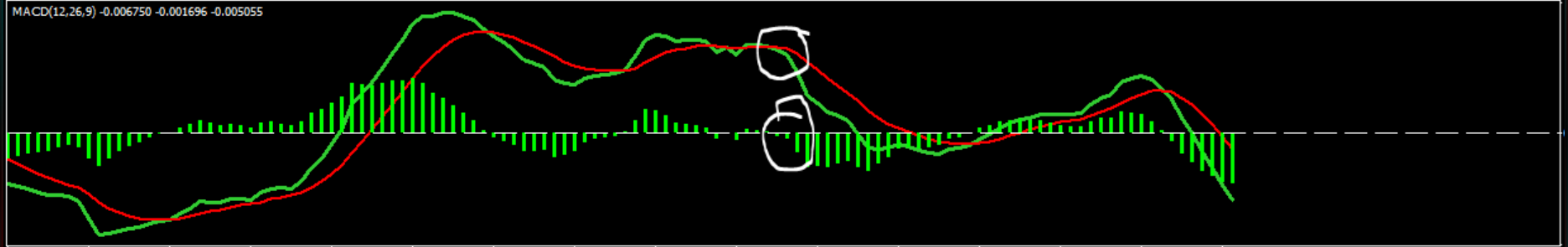
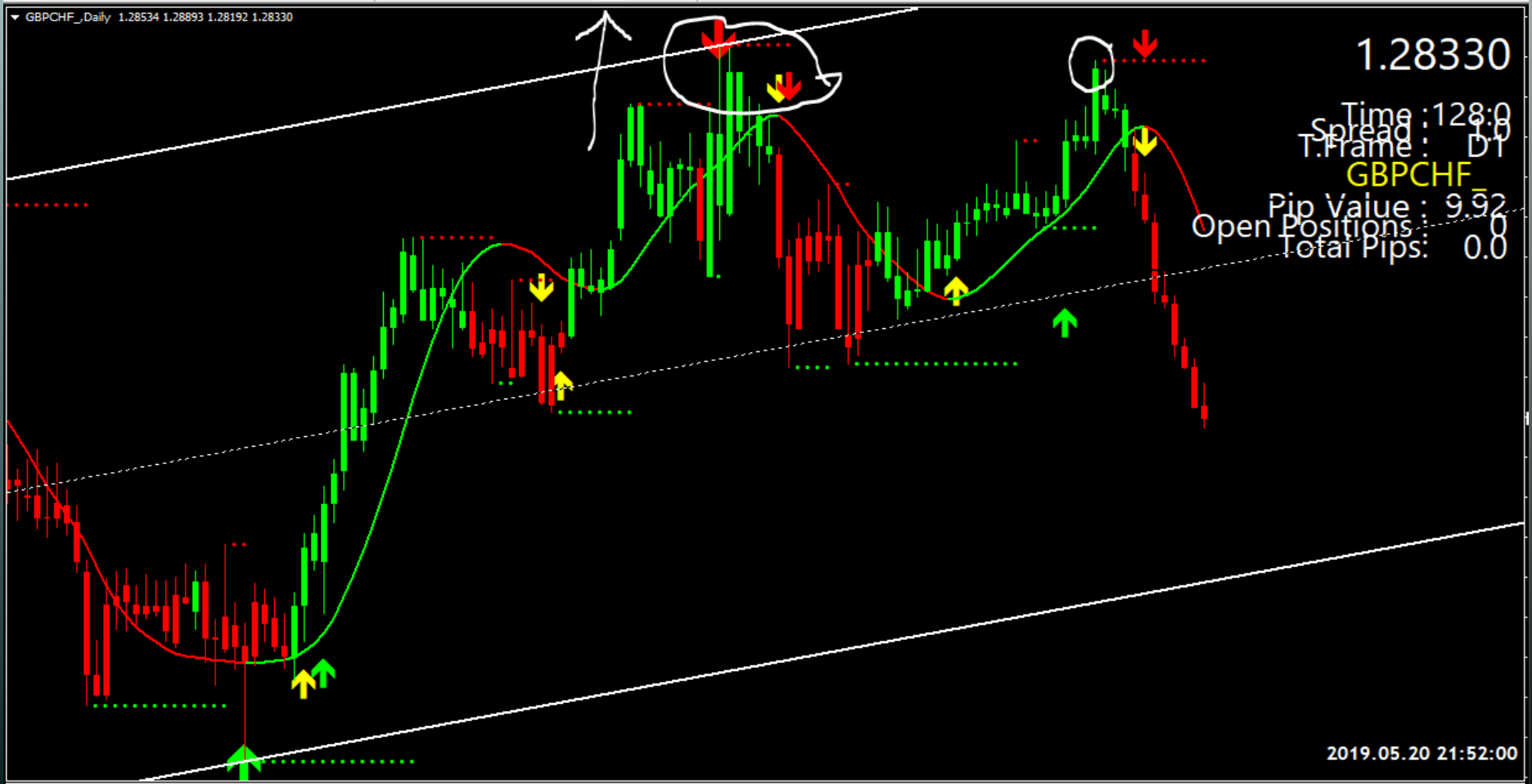
Market Watch: 21:49:31

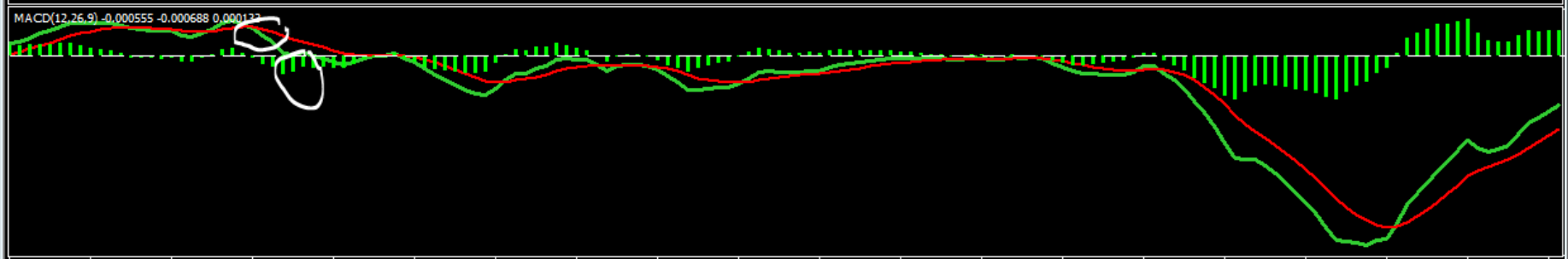
Symbol	Bid	Ask
AUDUSD_	0.69052	0.69055
AUDNZD_	1.05708	1.05715
AUDCAD_	0.92781	0.92789
AUDCHF_	0.69638	0.69643
AUDJPY_	75.948	75.954
CADJPY_	81.866	81.870
CADCHF_	0.75069	0.75075
CHFJPY_	109.043	109.048
EURJPY_	122.823	122.827
EURNZD_	1.70948	1.70962
EURUSD_	1.11671	1.11673
EURCHF_	1.12624	1.12628
EURAUD_	1.61697	1.61705
EURGBP_	0.87750	0.87755
EURCAD_	1.50024	1.50033
EURMXN_	21.29590	21.29940
GBPUSD_	1.27254	1.27261
GBPCAD_	1.70960	1.70975
GBPCHF_	1.28328	1.28339
GBPNZD_	1.94804	1.94826
GBPJPY_	139.947	139.955
GBPMXN_	24.26688	24.26981
GBPAUD_	1.84271	1.84278
NZDJPY_	71.844	71.849
NZDUSD_	0.65325	0.65329
NZDCAD_	0.87753	0.87762
NZDCHF_	0.65870	0.65878
USDCHF_	1.00843	1.00848
USDJPY_	109.965	109.966
USDCAD_	1.34347	1.34353
USDMXN_	19.06980	19.07247
XAUUSD_	1277.69	1277.80
U30USD_	25650	25651
USOUSD_	63.30	63.33
GBPUSD	1.27240	1.27276
EURUSD	1.11657	1.11688
USDJPY	109.951	109.981
AUDUSD	0.69038	0.69070
NZDUSD	0.65311	0.65344
EURCZK	25.789	25.793



THE STAIR MASTER STRATEGY

- ➡ **Look for a closed candle/candles that are touching a Red or Green SR dot on the 4hr or Daily time frame that matches the direction of the Triple Arrows. If Triple Arrows are displaying a sell (down) then look for SR dots that are also red and vice versa for a buy.**
- ➡ **Look to enter a Triple Arrow setup on a 15 minute time frame.**
- ➡ **Ensure that no major news events are scheduled that could impact the currency pairs in which you choosing to trade. Also, wait at least 30 minutes minimum after the trading session opening to ensure that the markets has settled down.**
- ➡ **After opening your position, place your stop loss above the SR dots that are 1 level above/below the ones you utilized to enter the market. For take profits that will be up to how long you wish to hold the trade whether for 20 pips or more.**
- ➡ **Note: If the stop loss is too large using 1 level below or above the dots you entered, then you may consider using placing your stop above or below the big arrow on the 1hr or 4hr time frame.**





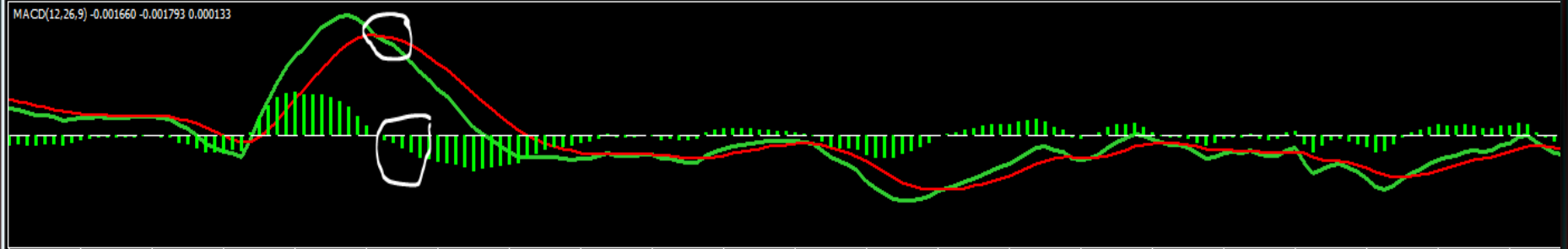
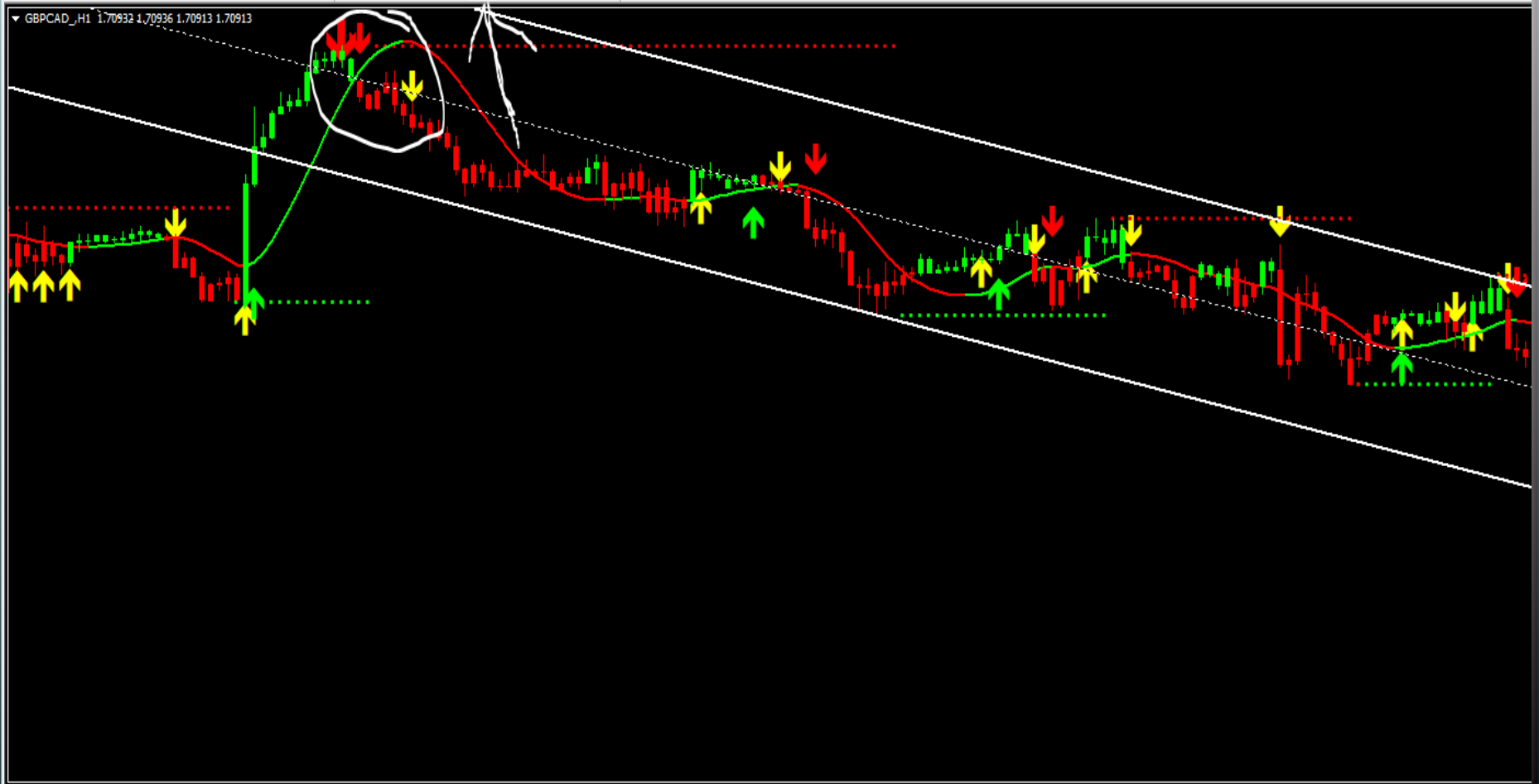
THE SWING TRADING STRATEGY

- ➔ **Look for a Triple Arrow setup on the 30 minute or 1hr charts.**
- ➔ **Look for directional confirmation on 1-2 time frames higher than the chart time you are looking to enter on.**
- ➔ **Note: For directional support on higher time frames look for at least 3 confirmations or more. Example: Big arrow, SR dots, Candlesticks bouncing off upper or lower trend lines, etc.**
- ➔ **Check for news events that can impact the currency pairs you are looking to trade.**
- ➔ **You may open 1 or more positions utilizing the money management technique. Place your stop loss above/below the big arrow on the 1 or 4 hour charts.**
- ➔ **Note: This strategy should only be utilized after the opening of the trade session you are looking to trade in by at least 30 minutes after the session opens to ensure that all major news events has passed and the market has had time to settle down.**

File View Insert Charts Tools Window Help

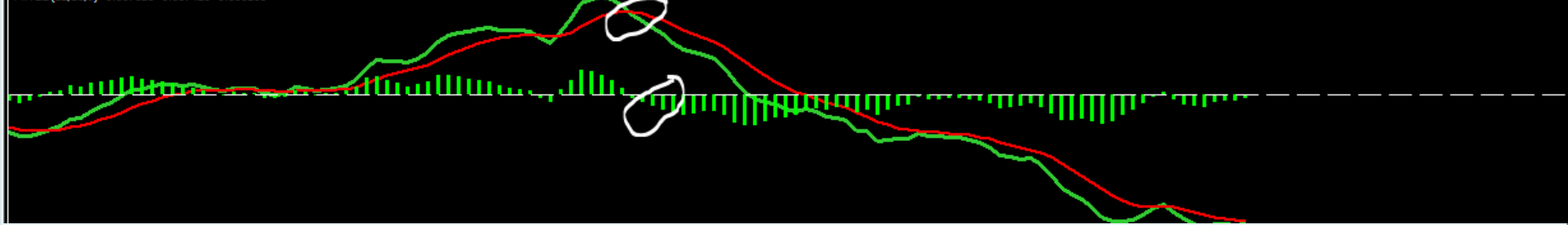
New Order AutoTrading

M1 M5 M15 M30 H1 H4 D1 W1 MN





End Result



FLIP 10 PIPS RSI STRATEGY

- ➔ **Rules: 4H a least 3-4 Dot's and move to M15 For entry**
- ➔ **Look for directional confirmation on 1-2 time frames higher than the chart time your looking to enter on.**
- ➔ **Note: For directional support on higher time frames look for at least 4 confirmations. Example: Stochastic Oscillator, Parabolic Sars dots, MA Crossover, RSI Break of 50, etc.**
- ➔ **Check for news events that can impact the currency pairs you are looking to trade.**
- ➔ **You may open 1 or more positions utilizing the money management technique. Place your stop loss above/below the previous dot's 1 or 4 hour charts.**
- ➔ **Get your 10 pips and get out**
- ➔ **Note: This strategy should only be use for your mobile and utilized after the opening of the trade session you are looking to trade in by at least 30 minutes after the session opens to ensure that all major news events has passed and the market has had time to settle down.**







PARAMETERS

%K period:	36
%D period:	9
Slowing:	18
Price field	Close/Close
Method	Exponential



STYLES

Main	3 pixel	
Signal	3 pixel	

LEVEL

Levels: 20, 80, 50 

Set to default

<  Relative Strength Index + 

30	BUY FLIP10PIPS RSI
70	SELL FLIP10PIPS RSI
50	NEUTRAL
80	STRONG SELL
20	STRONG BUY
90	SELL 1
10	BUY 1
Style	1 pixel 

Set to default

PARAMETERS

Period:

Apply to

STYLES

Style 

LEVEL

Levels: 

Set to default



PARAMETERS

Period: 18

Shift: 0

Method Simple

Apply to Close

STYLES

Style 4 pixel 

LEVEL

Levels: 

Set to default





PARAMETERS

Period: 9

Shift: 0

Method Simple

Apply to Close

STYLES

Style 4 pixel 

LEVEL

Levels: 

Set to default



PARAMETERS

Step:

Maximum:

STYLES

Style 

LEVEL

Levels: 

Set to default

MAIN CHART



Parabolic SAR

Moving Average

Moving Average

Moving Average

INDICATOR WINDOW 1



Relative Strength Index

INDICATOR WINDOW 2



Stochastic Oscillator